



P&DARCS

Pakenham and District Aircraft Radio Control Society



P&DARCS NEWSLETTER NOVEMBER 2025



Mike Farnan's Phoenix Models 2.1m Focke Wulf 190

Next Club Meeting Dec 3 (Wed) 7.30 - 9.30 pm

Committee Members:

President: Keith Quigg

president@pdarcs.com.au

Vice President: David Law

vicepresident@pdarcs.com.au

Secretary: David Gibbs

secretary@pdarcs.com.au

Treasurer: Peter Harris

treasurer@pdarcs.com.au

Registrar: Trevor Garey

registrar@pdarcs.com.au

IT Manager: Daniel Jenkins

webmaster@pdarcs.com.au

Safety Officer: Alex Williams

safety@pdarcs.com.au

Facilities Manager: Norm Morrish

facilities@pdarcs.com.au

Field Manager: David Law

fieldmanager@pdarcs.com.au

Editor: Liz Ventevogel

editor@pdarcs.com.au

S.I.G. Coordinator: John Van de Waterbeemd

sig@pdarcs.com.au

Ordinary Committee Members:

Melissa Law

mlaw@pdarcs.com.au

Phil Singh

psingh@pdarcs.com.au

In This Edition:

Editor's Report

Know Your Switches

Clubhouse Photo

Milestones

Alex's Corner

Recipe of the Month

Useful Links

P&DARCS [Homepage](#)

P&DARCS [Calendar](#)

CP&DARCS Club Rules and Safety [documents](#)

Upcoming Events

November, 2025

09 (Sun) P&DARCS Scratch/Kit Rally

For more info visit

<https://pdarcs.com.au/scalerally>

19 (Wed) 7.30 pm – 9.30 pm

[Committee Meeting](#)

December 2025

03 (Wed) 7.30 pm – 9.30 pm

[Club Meeting](#)

Editor's Report

Hi Everyone,

Welcome to the latest newsletter.

This month's edition has some fascinating features and thanks again to Alex Williams for sending in terrific copy and lamenting the windy weather we have been experiencing. Frank McPherson has also sent a lovely photo of the club house at night.

Have a look at Mike Farnan's Phoenix Models 2.1m Focke Wulf 190 which was certified and had its test flight.

As always, please send me anything you think members might be interested in.

Cheers

Liz



Spreading of Ashes and Celebrations of Life Walter and Pearl Schubach

Venue: P&DARCS Burley Field Cardinia

Date: 30th November 2025

Start Time: 12 Noon

Schedule: Spreading of Ashes of Walter Schubach
along the Avenue of Trees

Welcome and Introductions in Clubrooms

Power Point collage of Photographs

Memories and Tributes

Afternoon Tea

RSVP for catering to:

Peter Harris
0425 857 152
pjh53420@gmail.com

Wal has also asked for an event to be held in his honour. This will be run in conjunction with the Club's Christmas BBQ on Saturday 13th December.

It will be an event that requires an estimated time of flight of five minutes without any outside assistance.

Members may have up to 2 attempts depending on the number of entrants.

P&DARCS Scratch & Kit Built Rally

Sunday November 9th 2025 - 9:00am

Field Location; Cnr Fowler & Wenn Rds. Cardinia, (50K East of Melbourne) Vic



All Kit & Scratch Built Aircraft welcome. No ARF's please

Tell your friends to come and see some great model aircraft.

- No documentation required – just fly and have fun. Starting 9am.
- Non-Scale aircraft welcome, they must be from a kit or scratch built.
- Pilots must be MAAA affiliates – MAAA cards and Model Permits must be sighted.
- 1,500ft ceiling height enforced.
- Model building projects most welcome, a trophy will be awarded.
- See web site, www.pdarcs.com.au/rally, for information & entry forms.
- **Please note, dogs NOT allowed at field, even on a leash.**
- HOLK RC will have a shop at the field.

\$10 registration fee for pilots..

Locality Plan



Sponsored by HOLKRC.com

Know Your Switches



Limit Switch



Tactile Switch



Slide Switch



Rotary Switch



Emergency Switch



Push Button Switch



Selector Switch



SPDT Switch



Dip Switch



Timer Switch



Toggle Switch



Pressure Switch

EDITOR'S BIT

OUR CLUBHOUSE AT NITE

Your Committee used to meet at the Flying Field on Thursday nites

During a Committee meeting break, I had reason to walk out onto the flying field, it was around 9-30pm, and pitch black, a warm nite', I turned and looked at the Clubhouse.

The lights were on, inside, and under the Hay Shed, there was a hubbub of conversation and occasional laughter coming from the Clubhouse, the place looked friendly and inviting

Inside was a group of people enjoying being there, because they like the place, and getting on with the business of looking after our precious hobby, and our flying field, where we come to have fun flying model planes, talking about life, and enjoying good company

I think it is a home away from home ! I just had to take a photo'

Here's what it looked like



The P&DARCS Ranch

Frank McPherson Editor

Scale Nationals 2025

As the designated Special Interest Group for the MAAA, the ASA has been tasked with organising the Scale Nationals event this year. This event also sees the Team Trials for those wanting to compete in the Scale World Championships to be held next year in the U.K. The BADMAC club near Bairnsdale will be the venue. They have a first-class facility with a very active and enthusiastic committee.

There is a sub-committee comprising of ASA members and the CD of BADMAC busily toiling away in the background to put together the event.

Instead of just relying on the ASA committee to do all the tasks, we are looking for some enthusiastic individuals to help with a few things over the event. Mel Law is the main driver for the event but is also intending to compete to earn her place on Australia's World Champs Team. The same goes for our fearless leader Alex. Let's help them out by volunteering to perform some easy tasks during the event such as:

- Assistance with model registration, weighing and checking of any permits
- Those who would be interested in learning how to judge flying (rotating role so you're not stuck at the flightline all the time). Training would be provided beforehand.
- Experienced judges for both static & flying



SCALE NATIONALS
2025 **24-26 OCTOBER**
BADMAC CLUB
VICTORIA

EVENTS:

- **F4C & F4H** (Team Trial participants 15kg weight limit - non team trial entries 25kg limit)
- **Team Scale** - Builder and pilot of the model is different - Static Judging to constitute 50% of score - 25kg weight limit
- **Flying Only** - No static - 25kg weight limit
- **Jet Class** - No Static - Set flying routine - 25kg weight limit.

Please note that F4C & F4H Team Trial entry date has expired. i.e. no more entries.

All ASA members will be emailed an online registration form.

Mel has set up a dedicated Facebook page for the event:



Please use this page to register for the event – NOT THE REGULAR ASA FACEBOOK PAGE

Milestones

On a glorious spring day at P&DARCS, a faultless HM certification today for Mike Farnan's Phoenix Models 2.1m Focke Wulf 190. Mike optioned up the FW-190 with the Dualsky GA6000 electric configuration, coupled with a 12S power bank.

Effortless power, and a sound that was uniquely fitting to the model. Very impressive.

Keith Quigg











Alex's Corner

G'day fellow fliers,

This month my scratchings are in two parts: the first part serious and second part enthralling. Well, I think so.

Firstly, the first part.

I have today been told of a recent occasion when a fellow flier lost his plane and went to rescue it.

Said plane was found, in a rather awkward location on the other side of one of the drainage canals. Due to Tarzan'esque quantities of undergrowth, the only sensible way to get to the plane was to wade thigh deep in the mucky water in the canal.

The plane was rescued but unfortunately the story doesn't end there. The rescuer started feeling crook over the next few days, so took himself off to the doctor.

Tests followed and the crookness was identified as a horrible bug that had been picked up from the canal water.

As children might be reading this, I won't go into graphic detail of what the crookness did to the sufferer, but it took a couple of weeks to cast asunder and for flying joy to be resumed.

So the serious advice from this is that you should avoid unnecessary contact with any standing water around the field or beyond, as well as any mud close to the water. Our intrepid flier did not have a good time.



And now for the enthralling second part.

I haven't thought of it yet, but I'm betting it's going to be good when I finally do think of it and place finger on key. Stay tuned.

Woo Hoo – I've thought of it.

The second part.

As some of you are aware, a few months ago I had a rush of blood to the head and took the enormous step of committing to enter the realm of the turbine jet.

As we all know, there are a number of groups within the RC flying community. I'm not going to list them all, but they include the foamy guys, the pattern guys, the 3D guys, the helicopter guys etc. Also included are the jet jockeys.

Well, let me tell you that stepping from the sweet, young innocence of the out-of-the-box, BNF foamy into the rarefied world of the screaming jets is a rather large step. Everything is larger, the speed, the technology, the choices, the fuel, the noise, the adrenalin, the consequences. I mean, come on. The engine doesn't even hand control to you until it is spinning at 50,000 rpm.

And these are my observations without yet having flown my own screaming jet, because another requirement that is larger than in the foamy world is the required skill.

So having now dipped my toe into a new group other than the foamies, I can only assume that each group has equivalent quirks specific to that group. I think I've heard the pattern guys mention something like the downward dog or some such.

Now that I've peaked inside a new group, I'm fascinated by the differences in the language, terminology, priorities adopted by each group. Equally fascinating is how the variation in priorities came about. Some are obvious, such as the never-ending focus of the foamy group to the wind forecast. But other differences aren't so easy to comprehend, such as the preferences for radio technology from one group to another.

I know I'm possibly on my own, but the how and why each group has their own preferences fascinates me.

No trip to the field is boring. Just chatting with other members makes it all worthwhile.

Alex_of_oz
Trainee Jet Jockey "

An additional thought:

G'day fellow fliers,

As I sit here and stare forlornly at the field cameras, I can't help but wonder how I pissed off the Gods of Wind.

I mean, c'mon, it's been close to 3 months since the wind started blowing and there's only been the odd day or two, rarely strung together, when the wind hasn't made flying either impossible – at least for a foamy – or simply unenjoyable.

If it wasn't for the fact that I live literally 12 minutes away from the field, I wouldn't have been there much at all since the God of Wind decided that we were having too much fun.

"Can't have that now, can we", bellowed in a big, theatrical, booming voice seemingly from the heavens.

"Here, cop this", as another 50kph+ blast rips a windsock off its stand. How much can a koala bear?

As I glance at the cameras, hoping to see some sign that a quick duck out to the field might be worth the petrol, I see cars pull into the car park. I see a fellow flier emerge and start to unpack. I swap to the Bay 13 camera and see the windsock standing out stiff and straight.

The more advanced flier might give it a try, but usually I see some shuffling of feet as wonderment turns to judging if the wind will ease. This often last 15 minutes before realisation hits. The wind is getting stronger, not backing off. There's an annoying reality about windsocks.


When they are standing out straight and stiff, the wind could be blowing anywhere from 20kph to 80kph. Horizontal is the best you'll see, but we all stand there and stare at it, willing it to droop, even if only for a moment, to give us that spark of a hope that we haven't wasted our time driving to the field.

I've been told by some that this is "typical" of spring.
That doesn't help.

I promise I'll be good, honest. Please just make it stop blowing.
Yours in desperation,

Alex Williams

alex_of_oz@yahoo.com



"Take your time, sir."

RECIPE OF THE MONTH

Baked Pumpkin and Prawn Risotto

The deliciously creamy risotto is very easy to make and is baked in the oven. I topped ours with a decadent amount of garlic prawns. Enjoy

Tips:

I use Arborio Rice. Risotto needs to be made with risotto rice (Arborio rice) because it's extra starchy and this is what makes risotto beautifully creamy without the use of cream.

I used butternut pumpkin, but any fresh pumpkin can be used.

Do try and use the fresh sage. Sage and pumpkin go together so very well. It's worth the extra minute to crisp it up in butter.

Salt the risotto at the end as the chicken stock could have salt in it and the Parmesan and butter have salt as well.

Leftover can be made into risotto balls by adding an egg to the cold mixture and rolling in panko crumbs and grated Parmesan. Deep fry for a few minutes until golden. Delicious!

Amounts shown will feed four to six people.



Ingredients:

3 tablespoons of butter, divided

1 1/2 cups of arborio rice (risotto rice)

1 onion, diced

600g of butternut pumpkin (weight after peeling and deseeding), cubes (about 4 heaped cups)

3 garlic cloves, minced

1/4 cup of dry white wine (or water or broth)

3 1/2 cups of vegetable or chicken stock/broth

2 tbsp sage leaves, roughly chopped

1/2 cup of parmesan cheese , finely grated

Salt & pepper to taste

Parmesan cheese for garnish

Crispy Sage & Brown Butter

50 g / 3 tablespoons of butter, salted

12 – 20 sage leaves

Prawns:

12 defrosted prawn cutlets, tails removed

1 clove of garlic, minced

1 tablespoon of salted butter

Couple of shakes of sweet paprika

Salt and pepper to taste

Method:

Preheat oven to 180C

Melt 1 tablespoon of butter in ovenproof pot (preferably with a lid) over medium high heat

Add garlic and onion and cook until onion is translucent

Add chopped sage and cook for 1 minute

Add rice and stir so all the rice grains are coated with the butter and semi translucent

Add white wine and cook until the liquid evaporates – about 1 minute

Add pumpkin and broth, stir

Let the liquid heat up but do not bring to simmer

Put lid on (or cover tightly with foil) and place in oven for 25 minutes, until rice is just cooked (firm but not raw) – don't worry if there's excess liquid

If rice is still uncooked, return to oven for 5 minutes

Add remaining butter and parmesan cheese

Stir vigorously until the pumpkin turns into a puree and blends into the risotto

If it's too thick then add a splash of hot tap water

The rice should have a porridge like consistency, so it sags a bit when served rather than staying in a tall, firm pile

Spoon into serving bowls

Place the garlic prawns over the risotto

Garnish with crispy sage, 1 or 2 teaspoons of brown butter and parmesan cheese

Devour immediately!

Crispy Sage:

Melt butter in a small pan over medium high heat

Once foaming, add sage leaves and stir gently

Cook for 1 1/2 minutes or until crispy

Immediately remove sage onto paper towel lined plate and pour butter into a heat proof jug (butter should be brown by now)

Garlic Prawns:











When the prawns are defrosted, heat up the butter in a small pan

Add in the garlic and prawns and cook for a few minutes

Sprinkle in the paprika and some salt and pepper to taste

Fry until a lovely reddish colour for only a couple of minutes

HOW LONG CAN YOU KEEP THESE FOODS IN THE FRIDGE?

| | | |
|-------------------|--------------------------------------------------------------------------------------|--------------------------------|
| 1. Cooked rice |  | 3-4 days |
| 2. Cooked chicken |  | 3-4 days |
| 3. Eggs (boiled) |  | 1 week |
| 4. Milk |  | 5-7 days (after opening) |
| 5. Leafy greens |  | 3-5 days |
| 6. Fresh berries |  | 2-3 days |
| 7. Fish |  | 1-2 days |
| 8. Soup/Stew |  | 3-4 days |
| 9. Cheese |  | 1-2 weeks (depends on type) |
| 10. Leftovers |  | 3-4 days |

P&DARCS Calendar

October, 2025

25 (Sat) 9:00 am - 12:00 pm (Cancelled) [Spring Clean Working Bee \(Postponed\)](#)

November, 2025

09 (Sun) [P&DARCS Scratch / Kit Built Rally](#) Field Open: No

19 (Wed) 7:30 pm - 9:30 pm [Committee Meeting](#)

30 (Sun) 12:00 pm - 3:00 pm [Spreading of Ashes and Celebrations of Life Walter and Pearl Schubach](#)

December, 2025

03 (Wed) 7:30 pm - 9:30 pm [Club Meeting \(Online\)](#)

06 (Sat) 9:00 am - 07 (Sun) [VPA Precision Aerobatics Competition](#) Field Open: No

10 (Wed) 7:30 pm - 8:30 pm [Pre Christmas Committee Wrap Up Meeting](#)

13 (Sat) 11:00 am - 3:00 pm [Club Christmas BBQ](#)

January, 2026

29 (Thu) [VPA Mid Week Competition](#) Field Open: Partial

April, 2026

17 (Fri) - 19 (Sun) [ASA Monty Tyrrell Scale Rally](#) Field Open: No

Next Club Meeting Dec 3 (Wed) 7.30 - 9.30 pm

